
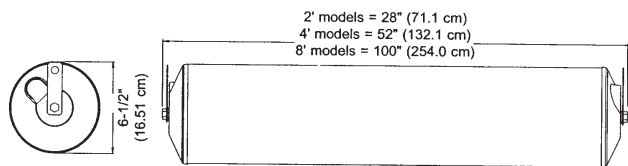


LFP SERIES

Wet Location Fluorescent



Weight: 2' Unit 11 lbs (5.0 kgs.) 17, 20 watt models
4' Unit 21 lbs (9.5 kgs.) 32, 40, 60 watt models
8' Unit 41 lbs (18.6 kgs.) 75, 86, 110 watt models



End caps feature an inner flange which guides the acrylic tube into place, ensuring a positive all-around seal.

DESCRIPTION: The *LFP* is a two lamp wet location fluorescent fixture designed to withstand the rigors of frequent high-pressure hosedowns. Typical applications include meat, seafood or poultry processing plants, dairy facilities, and industrial hosedown areas.

SPECIFICATIONS

Housing: Clear housing is impact resistant and extruded from UV-stabilized acrylic to retain its clarity. Surface is smooth and contains no open seams for food particles or moisture to accumulate. Exterior acrylic housing material is resistant to caustic cleaning agents.

Hardware: All external hardware is stainless steel to meet the stringent demands of the food processing industry.

Fixture Length: Available in 2', 4', or 8' versions

Lamps: Accepts T5 HO, T8, T8 HO, T12 and T12 HO fluorescent lamps in 17, 20, 32, 40, 54, 60, 75, 86, or 110 watts. Lamps are not included with fixture.

End Caps: Pressure molded from glass reinforced polyester resin for superior strength. Features an inner flange which guides the acrylic tube into place ensuring a positive all-around seal.

Gaskets: Silicone O-ring seals ensure liquid tight joints between end caps and the cylindrical tube, while special sealing washers prevent moisture entry through the end cap bolt entry hole.

Mounting Accessories: Stainless steel chain mounting kit available in various lengths. A stainless steel fixed mounting kit is also available.

OPTIONS

- Emergency Ballast
- Low Temperature Ballast
- Male Receptacle Plug
- Painted White Reflector - 54 watt model only
- WT - Marine Outside Type Saltwater

COMPLIANCES

- UL 1598 Listed** - Wet Location for US and Canada Indoor/Outdoor, 4X applications
- UL 1598A Listed** - Marine Outside Type Saltwater (WT option)
- UL 924 Listed** - Emergency Lighting Equipment



PHOENIX®

N-5610214D

PHOENIX®
Durability by Design

8711 West Port Avenue • Milwaukee, WI 53224 USA • Tel: 414-973-3300 • Fax: 414-973-3210
www.phoenixproducts.com

ORDERING INFORMATION

*****PLEASE NOTE: NOT ALL COMBINATIONS LISTED BELOW ARE AVAILABLE. CONTACT FACTORY WITH ANY QUESTIONS**

SERIES	LENGTH/WATT	OPTIONS		
		VOLTAGE <small>(120V Standard)</small>	ELECTRICAL	OTHER
example: LFP	2/20	120	E	MP
LFP	2/17*	12	EMB	MP**
	2/20	24	LTB	PWR***
	4/32*	32	WT	
	4/40*	120		
	4/54*	220/50		
	4/60*	277		
	8/75*			
	8/86*			
	8/110*			

LAMP WATTAGE

Recommended Fluorescent Lamps for LFP Series. All fixtures are 2 lamp
Lamps not included with fixtures.

- 17 = F17 T8 (Medium Bi-Pin, 2')
- 20 = F20 T12 (Medium Bi-Pin, 2')
- 32 = F32 T8 (Medium Bi-pin, 4')
- 40 = F40 T12 (Medium Bi-Pin, 4')
- 54 = F54 T5 HO (Mini Bi-Pin, 4')
- 60 = F48 T12 HO (Recessed Double Contact, 4')
- 75 = F96 T12 (Single Pin, 8')
- 86 = F96 T8 HO (Recessed Double Contact, 8')
- 110 = F96 T12 HO (Recessed Double Contact, 8')

LENGTH/WATT

- 2/17* = 2 Foot 17 Watt
- 2/20 = 2 Foot 20 Watt
- 4/32* = 4 Foot 32 Watt
- 4/40* = 4 Foot 40 Watt
- 4/54* = 4 Foot 54 Watt
- 4/60* = 4 Foot 60 Watt
- 8/75* = 8 Foot 75 Watt
- 8/86* = 8 Foot 86 Watt
- 8/110* = 8 Foot 110 Watt

VOLTAGE

- (120V Standard)
- 12 = 12 Volt DC
 - 24 = 24 Volt DC
 - 32 = 32 Volt DC
 - 220/50 = 220 Volt 50 Hz
 - 277V = 277 Volt

OPTIONS

- EMB = Emergency Ballast (not available on 2' models)
- LTB = Low Temperature Ballast
- MP = Male Receptacle Plug**
- PWR = Painted White Reflector***
- WT = UL 1598A Listed - Marine Outside Type Saltwater

* Electronic Ballast is standard on 17W, 32W, 40W, 54W, 60W, 75W, 86W, 110W. **Not available on the 20W**

**Standard model supplied with 12" long #16 AWG3 conductor cable, without plug.

***PWR - Painted White Reflector Available on 54 watt Only. Standard 54 watt model supplied with specular reflector.

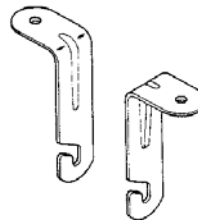
ACCESSORIES

Ordered separately for field installation.


MOUNTING

Part Number = Description

- 1090470 = Stainless Steel Fixed Mounting Kit
- 1090461 = 1' (30.38cm) Stainless Steel Chain Mounting Kit
- 1090462 = 2' (60.96cm) Stainless Steel Chain Mounting Kit
- 1090468 = 8' (243.84cm) Stainless Steel Chain Mounting Kit



Stainless Steel Fixed Mounting Kit



Stainless Steel Chain Mount Kit

N-5610214D