



## Installation Instructions for Phoenix Intrigue Solitaire SR Series - Concrete Pour.

**NOTE:** Keep these instructions for future reference.

### CAUTION

**RISK OF FIRE.** Use only the type and wattage lamp specified on the lamp label.

### WARNING

**RISK OF FIRE AND ELECTRIC SHOCK.** This product is to be installed by a qualified electrician only, and in accordance with local, state and national electrical codes. Make certain the electrical supply is OFF before starting installation.

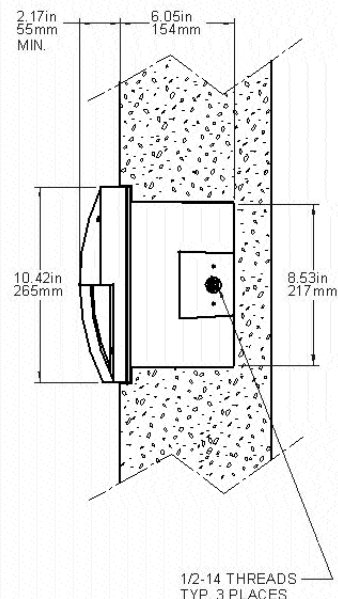
### MOUNTING (concrete pour)

1. Place the cork-seal (item 2) on housing rim (item 1) as shown in FIGURE 1.
2. Mark and drill (4) holes into the wood form using the template provided.
3. Bolt fixture housing (item 2) to form using (4) #10-24x 3/8" screws (item 3) provided as shown in FIGURE 2. (note orientation of flat edges).
4. Attach 1/2" conduit to fixture.
5. Using the 1/2 -14NPT plugs provided, seal the unused conduit entry(s).
6. Pour concrete.
7. After removal of the form, remove and discard the cork-seal installed in step 1.
8. For ballast tray and diffuser assembly, refer to "ballast tray installation detail" included with ballast assembly.

### MAINTENANCE

To maintain light efficiency and prevent fixture overheating, diffuser must be kept clean and free of dirt, dust, leaves and trash. Periodic cleaning is recommended.

### Dimensions



# Illustrations

FIGURE 1

*PLACEMENT OF CORK SEAL (ITEM 2) ONTO HOUSING RIM*

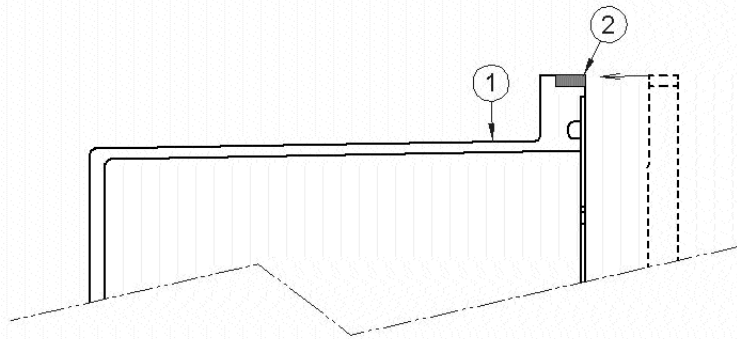
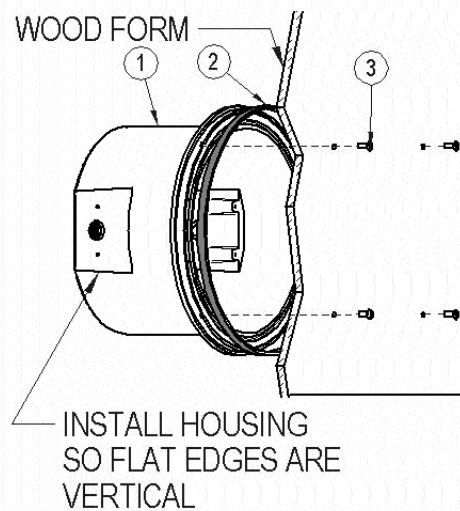


FIGURE 2



## **Three Year Products Warranty -- (Limited Type)**

Phoenix Products Company, Inc., warrants its products against defects in material and workmanship. At the company's discretion, and without charge, Phoenix Products Company will either repair or replace any properly installed Phoenix Products Company manufactured product which fails under normal operating conditions within three years from the date of invoice, provided it is returned to the factory (after authorization), transportation prepaid, and our inspection determines it to be defective under terms of this warranty. Phoenix Products' finishes are warranted as above. CUSTOM FINISHES ARE NOT WARRANTED AS TO MATERIAL OR WORKMANSHIP.

The warranty covers only equipment manufactured by Phoenix Products Company and does not extend to transportation, installation, or replacement charges at buyer's facility; nor does it apply to any other equipment of another manufacturer used in conjunction with Phoenix Products Company equipment. No other warranty, expressed or implied, exists beyond that included in this statement.

N5610415-2