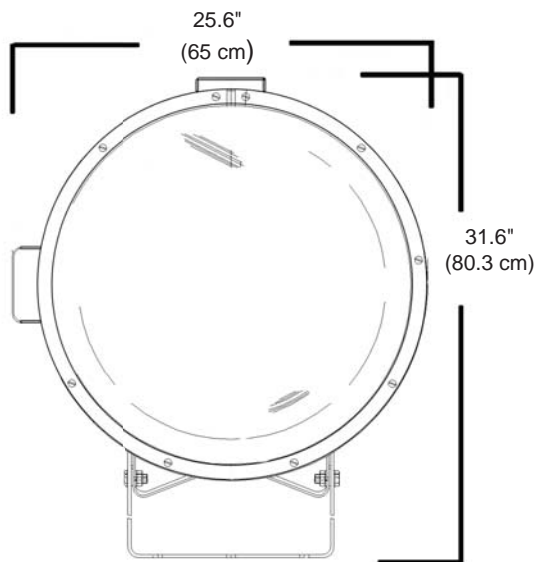
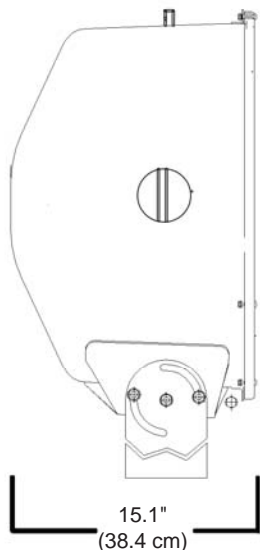


MS 120

LONG BEAM SPOTLIGHT



General: The Long Beam is an HID marine searchlight adapted for architectural use. The cushioned, precision mirror reflector provides a precise, controlled beam with almost two million center beam candlepower. Vertical or horizontal beam distributions are available. Remote ballast required.

Housing: One piece heavy-gauge marine-grade aluminum housing and mounting bracket with textured powder coat finish.

Reflector: Cushioned precision searchlight-type mirror reflector provides precise, controlled beam with very high candela. Horizontal lamp configurations include internal louver for glare control.

Lens: Tempered, heavy-duty cover lens withstands both thermal and mechanical shock.

Lamps: Mogul screw base lamps as follows (not included with luminaire): high pressure sodium (400W, ED18 or 1000W, E25); pulse start metal halide (400W, BT37); or metal halide (400W, BT37, 1000W, BT56 or 1500W, BT56).

Ballast: Remote ballast required. Order separately.

Finish: Textured polyester powder coat finish. Black, bronze, gray, white, silver, and verde green options available. For custom colors, please contact factory.

Gaskets: High temperature EPDM gaskets for sealing out dirt and moisture are standard.

Mounting Bracket: Provides for vertical and horizontal aiming adjustment.

Wiring: Splice box with NPSI tapped hole for 1/2" conduit. Supply wire must be at least 14 gauge, 600V, suitable for 105°C.

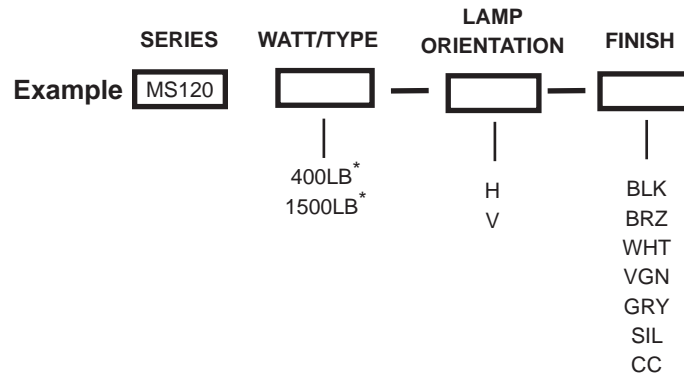
Listings:

UL 1598A Listed, Marine Outside Type (Saltwater)
UL 1598 Listed, Outside Wet Location, suitable for mounting within 4 feet of the ground.
For use in Canada, CSA certified Indoor/Outdoor.
Meets US Coast Guard requirements

Weight: 34lbs. (15.4kg)

EPA: 3.8 ft²

ORDERING INFORMATION



WATT/TYPE

400LB* = 400W lamp, PSMH, MH or HPS

1500LB* = 1000W or 1500W lamp, MH or HPS

* Lamp not included; requires remote ballast (specify separately)

LAMP ORIENTATION

H = Horizontal Lamp - NEMA 3x1 approx. (includes internal louver)

V = Vertical Lamp - NEMA 1x3 approx.

FINISH

BLK = Black

BRZ = Bronze

WHT = White

VGN = Verde Green

GRY = Gray

SIL = Silver

CC = Custom Color

ACCESSORIES

(FIELD INSTALLED)

Snoots



Specify: STK/23**

23" dia. without internal rings

Specify: STK/23-RNG**

23" dia. without internal rings

** Standard color is Black. For alternate colors, add color code to the end of order number.

Remote Ballast



(anodized finish standard)

Fixture Type	Order
400W Metal Halide	BLSTA400MHQV***
1000W Metal Halide	BLSTA1000MHQV***
1500W Metal Halide	BLSTA1500MHQV***
400W High Pressure Sodium	BLSTA400HPSQV***
1000W High Pressure Sodium	BLSTA1000HPSQV***
400W Pulse-Start Metal Halide	BLSTA400PSMHQV***

*** QV = Quad Voltage (120, 208, 240, 277)

480V available contact factory.

Phoenix Products has taken reasonable steps to ensure that the information contained herein is accurate. While we believe the information is accurate, no warranty is made or implied. Product design and specifications are subject to change without notice. The most current version of this specification sheet can be found on our website, www.phoenixproducts.com

N5460430E